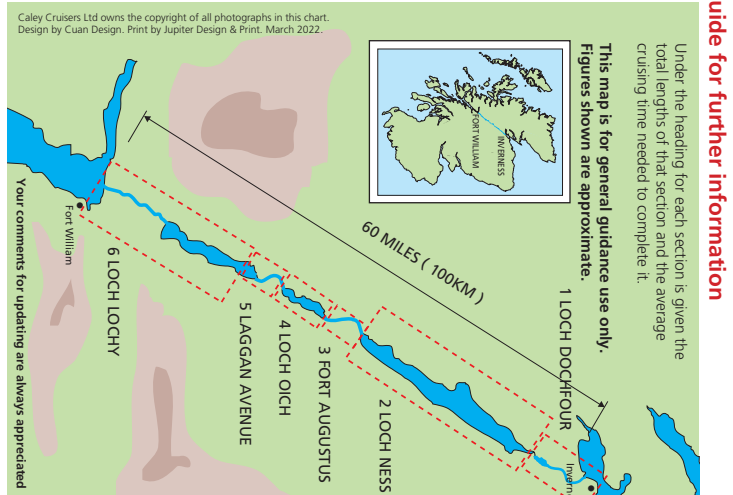


Loch Oich is a very shallow Loch. Keep to the Buoyed Channel and middle of the loch at all times.

When using this chart, please refer to Boating Guide for further information

Key to maps

Canal/locks	Mountains
Green Buoy	Woodland
Red Buoy	Litter disposal
Shallow water	Laundry facilities
Deep water	Recycling
Very deep water	Hotel
Shore Power	View point
Pump out	Restaurant
Water point	Castle
Lighthouse	Pony trekking
Shop	Forest walks
Telephone	Picnic site
Conspicuous house	Golf course
Footpath	Caravan site
Road	Chalet development
Toilets and Showers	Fishing
	Built up area
	Pontoon / Jetty



5 LAGGAN AVENUE

2 MILE SECTION ALLOW ½ HOUR



Please help to keep the glen beautiful,
dispose of litter correctly

After coming off Ceann Loch and before entering the 'open' Laggan Lock chamber, it's important that you tie up outside on the pontoons and speak to the Lock Keeper, to arrange entry. Do not automatically assume because the lock chamber is open that you can progress in. He might not be there or at lunch. See the Boating Guide.

After Laggan Locks you will pass through Ceann Loch and through the narrow buoy channel clearly marked below and on your chart. This small loch is not very deep so please keep clear of the shallow areas.



TAKE EXTRA CAUTION
TO AVOID
RED LINE ZONES

You can moor up overnight at the Le Boat boatyard and use the facilities onshore, water and electric hook up are complimentary. Pump outs are available on request, please contact boat yard.

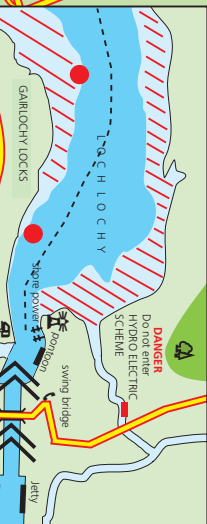
6 LOCH LOCHY

20 MILE SECTION ALLOW 4 HOURS



For Weather Forecast
please ask your boat yard
or any of the lock keepers.

After Laggan Locks and before entering Loch Lochy you will pass through Ceann Loch and through the narrow buoy channel clearly marked below and on your chart. This small loch is not very deep so please keep clear of the shallow areas.



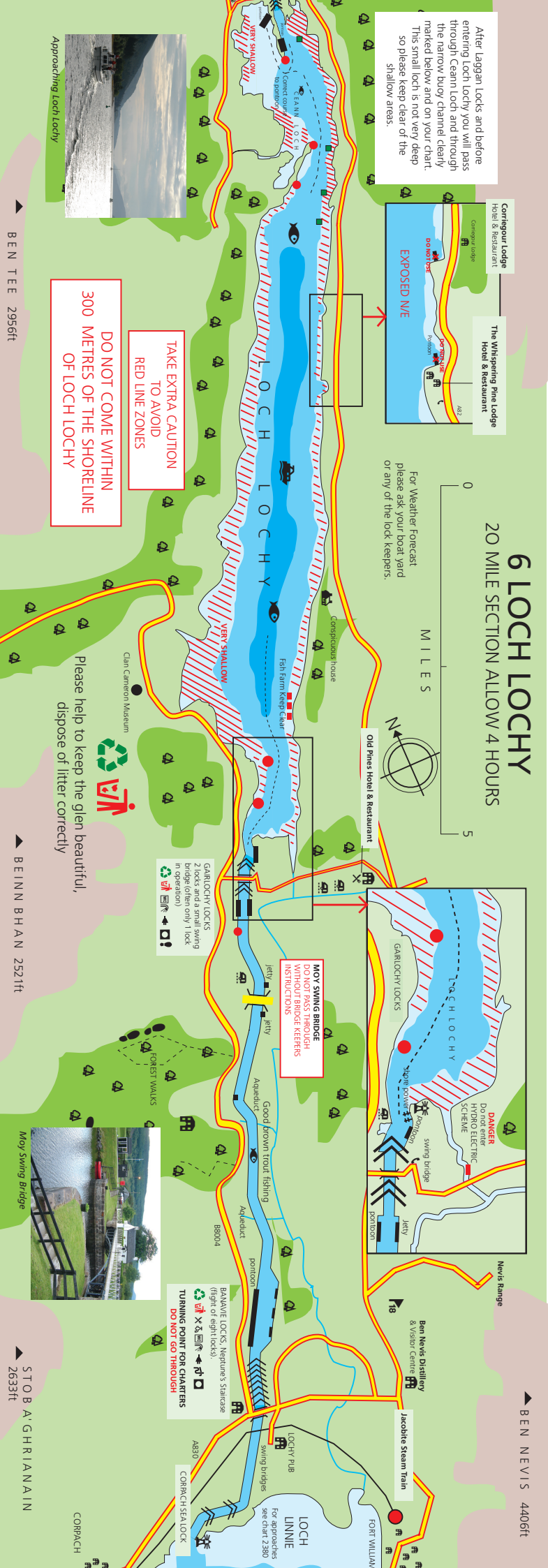
MOV SWING BRIDGE
DO NOT PASS THROUGH
WITHOUT BRIDGE KEEPERS
INSTRUCTIONS

GARILLOCHY LOCKS
2 locks and a small swing
bridge (often only 1 lock
in operation)

BARNAVE LOCKS, Neptunus's Statue
(flight of eight locks)
TURNING POINT FOR CHARTERS
DO NOT GO THROUGH

TAKE EXTRA CAUTION
TO AVOID
RED LINE ZONES

DO NOT COME WITHIN
300 METRES OF THE SHORELINE
OF LOCH LOCHY



BEN NEVIS 4406ft



Moy Swing Bridge



Approaching Loch Lochy

BEN TEE 2956ft

BENINN BHAN 2521ft

STOB A'GHRIANAIN 2633ft